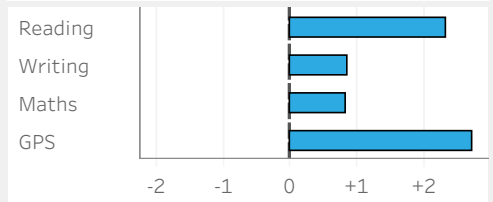
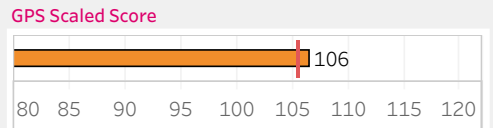
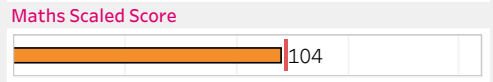
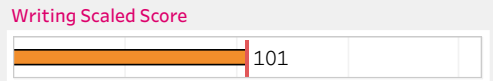



EXS RWM		Attendance	
School	NAT	Cohort	Nat Y6
65%	62%	95.7%	94.1%

School Attainment	FFT		VA 2024 (EYFS - KS2)	
	Nat. 2024	Nat. 2023		
% Expected Read/Writ/Maths	65%	62%	59%	+8%
% Higher Read/Writ/Maths	8%	8%	8%	+5%
Scaled Score Read/GPS/Maths	105.1	104.7	104.6	+1.7
% Expected Reading	77%	75%	73%	+6%
% Higher Reading	38%	28%	29%	+14%
Scaled Score Reading	105.8	105.1	105.1	+2.3
% Expected Writing	72%	73%	71%	+4%
% Higher Writing	10%	13%	13%	0%
Scaled Score Writing	100.9	101.8	99.8	+0.9
% Expected Maths	75%	75%	73%	+1%
% Higher Maths	23%	25%	24%	+5%
Scaled Score Maths	104.1	104.4	104.2	+0.8
% Expected GPS	75%	73%	72%	+7%
% Higher GPS	47%	33%	30%	+18%
Scaled Score GPS	106.5	105.3	104.9	+2.7

Total pupils	60
Pupils with EYFS	45



Pupil groups	Pupils	Reading SS	Reading VA	Writing SS	Writing VA	Maths SS	Maths VA	GPS SS	GPS VA	Attendance
All pupils	60	105.8	+2.3	100.9	+0.9	104.1	+0.8	106.5	+2.7	96% ●
Female	28	108.7	+4.4 ●	101.9	+0.9	104.4	+1.7	108.1	+3.1 ●	97% ●
Male	32	103.3	+0.4	100.0	+0.8	103.8	0.0	105.0	+2.4	95% ●
Higher	9	110.8	+1.8	105.2	+0.6	106.8	-1.8	111.4	+1.4	96% ●
Middle	21	108.8	+3.0 ●	102.1	+0.2	105.6	+1.1	109.0	+3.1 ●	96% ●
Lower	15	100.9	+1.7	98.7	+2.0	100.9	+1.9	101.8	+3.0 ●	95% ●
FSM6	17	104.4	+0.7	101.3	-0.8	102.8	0.0	105.2	+1.3	94% ●
Not FSM6	43	106.3	+3.2 ●	100.8	+1.7	104.6	+1.3	107.0	+3.5 ●	97% ●
EHCP	1	80.0	-10.4 ●		-16.6 ●	81.0	-10.5 ●	82.0	-8.9 ●	95% ●
Support	4	95.5	-4.2 ●	91.0	-5.3 ●	95.5	-2.8	96.8	-2.8	93% ●
Not SEN	55	107.0	+3.3 ●	101.7	+1.9	105.1	+1.5	107.6	+3.6 ●	96% ●
Autumn	22	105.0	+0.7	101.6	-0.4	103.0	-0.9	106.9	+2.1	95% ●
Spring	17	106.8	+2.5	101.2	+0.8	105.6	+1.9	107.9	+3.1 ●	97% ●
Summer	21	105.7	+4.5 ●	100.0	+2.8	103.9	+2.0	104.9	+3.2 ●	96% ●

X Axis Attendance

